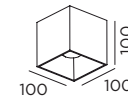


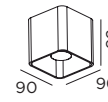
LED MODULE_DALI for BOX/DOCUS/HEXO/RAY

INSTALLATION INSTRUCTIONS | NOVEMBER 2020

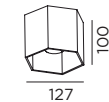
DIMENSIONS



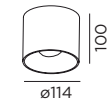
BOX 1.0 LED



DOCUS 1.0 LED



HEXO 1.0 LED



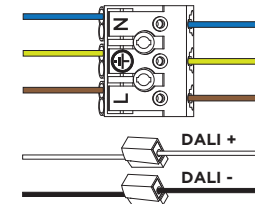
RAY 1.0 LED

1 MOUNTING INSTRUCTION

Remove the screws of the top part, put the cables through the opening and mount the base on the ceiling.

2 POWER CONNECTION

Connect to 220-240V.



3 Attach the LED housing on the base by two socket screws.

4 Attach the box cover to the LED housing by screwing the locking ring

5 OPTIONAL inner reflector

Attach the reflector to the box cover by screwing the locking ring.
with inner cover: **max. 10W**

6 OPTIONAL inner cover

Put the inner cover in the outer cover by screwing.
with inner cover: **max. 10W**

